

openDesk - The Open Source collaborative suite

Clément Aubin - XWiki

xwiki.com · cryptpad.org · [@caubin:matrix.xwiki.com](https://matrix.org/#/caubin:matrix.xwiki.com) · clement.aubin@xwiki.com

Wieland Lindenthal - OpenProject

OpenProject.org · [@w.lindenthal:openproject.org](https://matrix.org/#/@w.lindenthal:openproject.org) · wielinde@fosstodon.org

The biggest opportunity for OSS

openDesk is a powerful initiative of the German government with the goal to provide a serious alternative to the proprietary Big Tech establishment. It unites independent open source software vendors to create a sovereign work place, tailored for the public sector.

Who are we?

Wieland Lindenthal

- Software engineer
- Technical co-founder of OpenProject

Clément Aubin

- XWiki Committer
- Sales & Professional services @ XWiki



Sovereign workplaces in western EU

2015 - 2020: Growing concerns regarding US-based cloud offerings

- Lack of control
- Privacy risks (US Cloud Act in 2018)
- Lock-in

Sovereignty & and security constraints

2020+: Inception of global strategies for sovereign clouds

- France  : Cloud Nubo & Cloud π
- Germany  : Deutsche Verwaltungscloud-Strategie (DVS)



Sovereignty & and security constraints

Creation of security standards owned by governments
(ANSSI SecNumCloud / BSI C5)

- Ensures software quality and prevent extraterritoriality
- Long term vision: one unified standard in the EU, ESCLoud

Strategies for developing sovereign collaborative suites

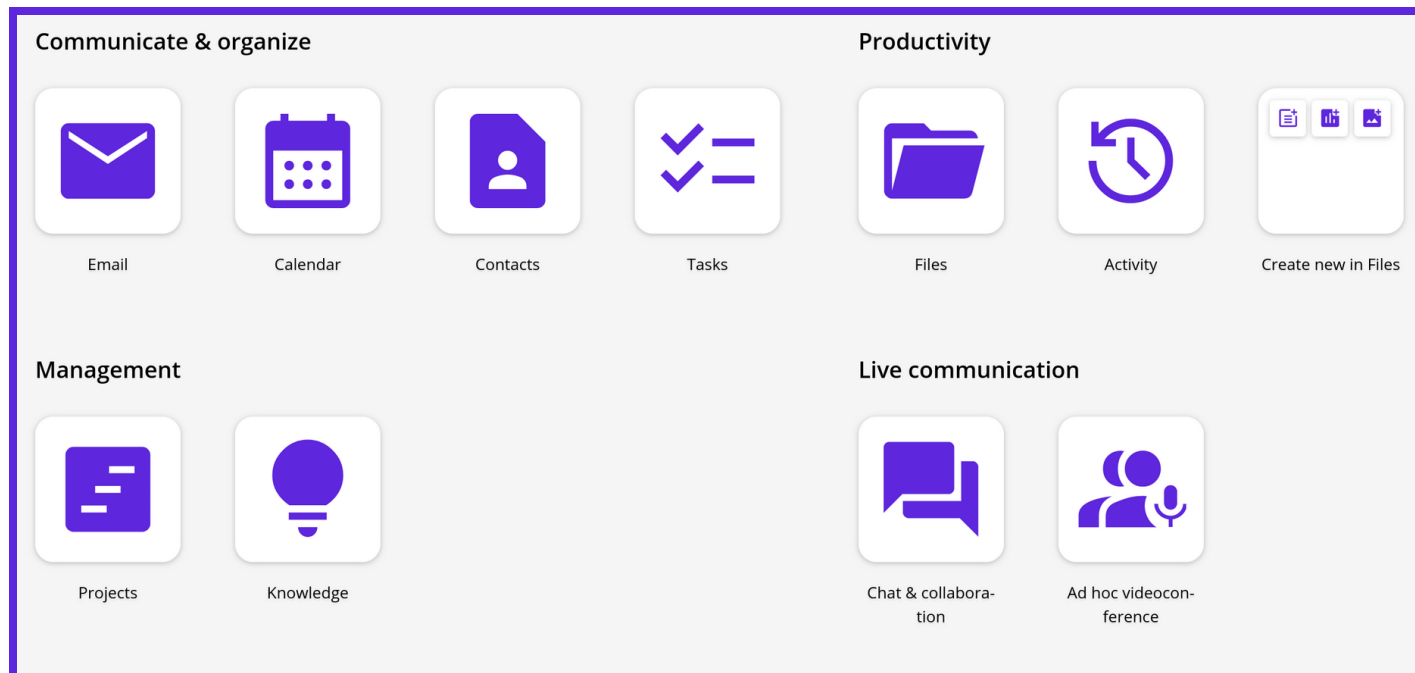
France and Germany have two approaches to this problem.

- France : Financing of 3 private consortiums from 2023 to 2026 - 23M€ total
- Germany : One project, openDesk built from open source solutions - 23M€ in 2023














openDesk

- Initiative of ZenDiS, Center for digital sovereignty
- Financing from the German Federal Ministry of the Interior and Community (BMI).
- Project co-managed with BMI / PWC / Dataport / Bechtle
- Integration of vendors for developing new features
- 500+ participants in 2023

A digital work place



Vendors

Communicate & organize				Management		Identity
						
Email	Calendar	Contacts	Tasks	Projects	Knowledge	
Productivity				Live communication		
						
Files	Activity	Create new in Files	Secure collaboration	Chat & collaboration	Ad hoc videoconference	

Hosting offered by Dataport

openDesk - Architecture

- Deployment on Kubernetes based on Helm charts
- Each vendor provide a different packaging method
 - Generic Docker image, with a dedicated configuration
 - Custom Docker image for openDesk
 - Application embedded in a generic openDesk container

openDesk - Architecture

- Unified user directory, managed by Univention
- OpenID Connect authentication on every component
- Unified navigation menu across applications
- Deep integrations between applications (e.g. files, contacts, calendars, tasks,...)

openDesk - Distribution & High standards

- All sources are mirrored to [OpenCoDE](#) (GitLab)
- Provisioning as HELM charts
- Integration of signed SBOMs + licences audit
- Audit of every component to qualify the suite for BSI C5
- Accessibility and UX audits
- Security audits and certifications
- [Install documentation](#), mainly in German

openDesk - Offerings

- ZenDiS: professional support for Germany's public sector
- Dataport: Hosting dPhoenixSuite, a fork of openDesk with proprietary components
- Current professional offers mainly for the German market

 Demo 

Communicate & organize



Email



Calendar



Contacts



Tasks

Productivity



Files



Activity



Create new in Files

Management



Projects



Knowledge

Live communication



Chat & collaboration



Ad hoc videoconference

Neue E-Mail

- ms6.qa.souvap.cloud
 - Posteingang** 1
 - Entwürfe
 - Gesendet
 - Spam
 - Papierkorb
 - Meine Ordner
- E-Mail-Speicherplatz
9 kB von 1.000 MB belegt

Posteingang
3 Nachrichten

- noreply@ms6.qa.souvap...** 26.1.2024
New device login
Hello, You just logged in from a new device. The device details are:...
- noreply@ms6.qa.sou...** 25.1.2024
New device login
Hello, You just logged in from a new device. The device details are:...
- noreply@ms6.qa.souv...** 17.1.2024
New device login
Hello, You just logged in from a new device. The device details are:...

- 🗑️
- 📁
- 📧
- 🔗
- 🔗
- 🔗
- 📎
- 🚩
- 📁
- ⋮

noreply@ms6.qa.souvap.cloud
New device login
An clement.aubin@ms6.qa.souvap.cloud


26.1.2024 10:29

🗑️ 🔗 📎 🚩 ⋮

Neue E-Mail

Von Clément Aubin <clement.aubin@ms6.qa.souvap.cloud> CC BCC AW

An jean-

Betreff  **Jean-Sébastien Dennebouy**
jeansebastien.dennebouy@ms...

B I U [List] [List] [List] [List] 11pt [Text] [Link] [Image] [Color] [Color]

Senden [Text] [Image] [Image] [Image] [Image] Gespeichert vor ein paar Sekunden

Neue E-Mail

Posteingang

3 Nachrichten

ms6.qa.souvap.cloud

Posteingang 1

Entwürfe

Gesendet

Spam

Papierkorb

Meine Ordner

E-Mail-Speicherplatz
9 kB von 1.000 MB belegt

- noreply@ms6.qa.souvap.cloud
New device login
Hello, You just logged in on a new device. The device details are as follows:
- noreply@ms6.qa.souvap.cloud
New device login
Hello, You just logged in on a new device. The device details are as follows:
- noreply@ms6.qa.souvap.cloud
New device login
Hello, You just logged in on a new device. The device details are as follows:

Eine oder mehrere Dateien wählen

Home

Name	Größe	Geändert
diagram.drawio	349 B	01/26/2024 10:29:49

349 B verwendet (0% of 1 GiB)

Link-Einstellungen





Auswahl aufheben

1 gewählt




26.1.2024 10:29

Trash, Reply, Forward, Flag, More



Kommunikation & Organisation

-  E-Mail
-  Kalender
-  Kontakte
-  Aufgaben



Produktivität

-  Dateien
-  Aktivitäten 

Management


-  Projekte
-  Wissen


Direkte Kommunikation


-  Chat & Zusammenarbeit
-  Sofort Videokonferenz








Posteingang

3 Nachrichten


 noreply@
New devic
Hello, You
device. TH

 noreply@
New devic
Hello, You
device. TH

 noreply@
New devic
Hello, You
device. TH

-  All files
-  Recent
-  Favorites
-  Shares
-  Group folders
-  Tags
-  Shared to Circles

   [+ New](#) 




 diagram.drawio
Recently edited

Name ^

Size Modified

 diagram.drawio  Shared  2 KB vor 4 Minuten

1 file 2 KB

-  Deleted files
-  2 KB of 1 GB used
-  Files settings

Search Shapes

Scratchpad

Drag elements here

General



Misc

Advanced

Basic

Arrows

Flowchart

Entity Relation

UML

+ More Shapes

Heading

Lorem ipsum dolor sit amet, consectetur adipiscing elit, sed do eiusmod tempor incididunt ut labore et dolore magna aliqua.

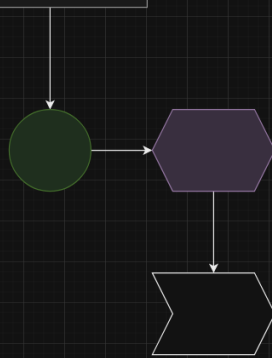


Diagram Style

View

Grid 10 pt

Page View

Background Change...

Background Color

Shadow Sketch

Options

Connection Arrows

Connection Points

Guides



Paper Size



A4 (210 mm x 297 mm)


Portrait Landscape



Edit Data...


Clear Default Style







 Home 


 People 

 Terminplaner

 Rooms 

 openDesk conference debrief


Videokonferenz    **Whiteboard**   









Join meeting




openDesk conference debrief









Clément Aubin


Join meeting 


   








 



 Invite to this room

-  Terminplaner Bot created and configured the room. expand
-  Terminplaner Bot invited Clément Aubin
-  Meeting Steuerung widget added by Terminplaner Bot
-  **Video conference started by Terminplaner Bot**
Join the conference at the top of this room
-  Abstimmungen widget added by Terminplaner Bot
-  Whiteboard widget added by Terminplaner Bot T
- 07:54  Clément Aubin joined the room

Send a message...

- Overview
- Activity →
- Work packages →
- Calendars →
- Team planners →
- Boards →
- News
- Time and costs →
- Documents
- Meetings →
- Wiki
- Members
- Project settings →

Overview

ERSTE SCHRITTE

Wir freuen uns, dass Sie dabei sind. Wir empfehlen die folgenden Punkte auszuprobieren, um in OpenProject loszulegen.

Entdecken Sie die wichtigsten Funktionen mit unserer [geführten Tour](#).

_Probieren Sie die folgenden Schritte: _

1. *Neue Mitglieder zum Projekt einladen:* → Gehen Sie zu [Members](#) in der Projektnavigation.
2. *Die Aufgaben in Ihrem Projekt ansehen:* → Gehen Sie zu [Arbeitspakete](#) in der Projektnavigation.
3. *Erstellen Sie ein neues Arbeitspaket:* → Gehen Sie zu [Arbeitspakete](#) → [Create](#).
4. *Erstellen und aktualisieren Sie einen Projektplan:* → Gehen Sie zu [Projekt plan](#) in der Projektnavigation.
5. *Weitere Module aktivieren:* → Gehen Sie zu [Projekteinstellungen](#) → [Modules](#).
6. *Aufgaben im Projekt erledigen:* → Gehe zu [Arbeitspakete](#) → [Tasks](#).

Hier finden Sie unsere [User Guides](#).

Bitte kontaktieren Sie uns gerne bei offenen Fragen haben wenn Sie Unterstützung benötigen:
[Support\[at\]openproject.com](mailto:Support[at]openproject.com).

PROJECT STATUS

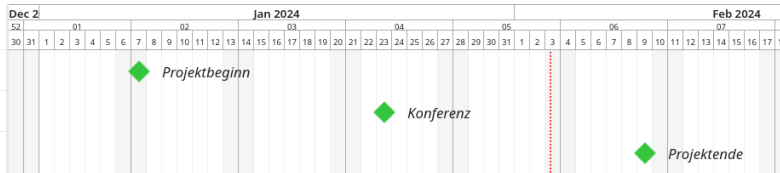
● ON TRACK ▾

Alle Aufgaben sind im Zeitplan. Die Beteiligten kennen ihre Aufgaben. Das System ist komplett eingerichtet.

MEILENSTEINE

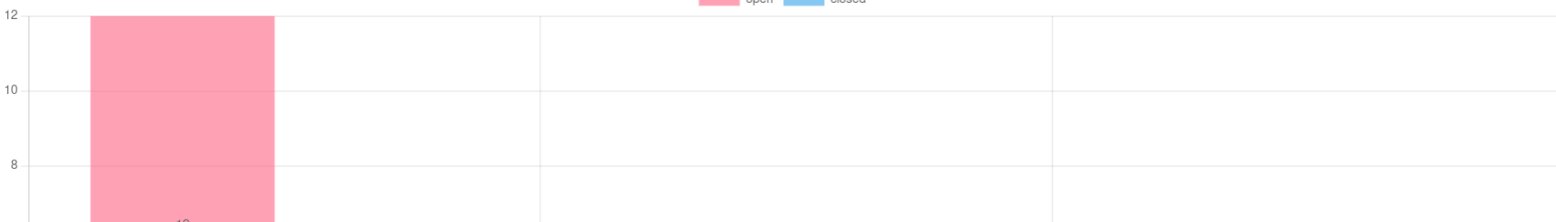
ID	TYPE	SUBJECT	STATUS	START DATE	FINISH DATE
1	MEILENSTEIN	Projektbeginn	Erledigt	01/07/2024	01/07/2024
9	MEILENSTEIN	Konferenz	Geplant	01/23/2024	01/23/2024
13	MEILENSTEIN	Projektende	Neu	02/09/2024	02/09/2024

[+ Create new work package](#)



ARBEITSPAKETE

Type



Anwendungen

- Dashboard
- Hilfe
- Sandkasten
- + Mehr Anwendungen

Navigation

- Daniels Testseite
- > Documentation
- Startseite
- openDesk 23.12 release announcement
- page-bhipuqiyyw

Startseite

Startseite

Bearbeiten Erstellen

Normal B I S ... Quellcode

Willkommen in Ihrem Wiki

/inf

- Gestaltung
- Infobox**
Eine wichtige Botschaft betonen.
- Absatz**
Einen Absatz mit einfachem Text erstellen.
- Liste mit Aufzählungszeichen**
Eine einfache Aufzählungsliste erstellen.
- Tabelle**
Der Seite einfachen tabellarischen Inhalt hinzufügen.
- Inhalt
- Link einfügen/editieren**

organisieren und zu verwalten. Ein *Wiki* ist aufgeteilt in eine Hierarchie von *Seiten*. Sie können mehrere Wikis erstellen, jedes mit Dokumentation, Vertrieb, etc.), für kollaborative Arbeitsbereiche oder sogar als komplettes Intranet genutzt werden.

Wählen Sie sich an und:
 Diese Seite zu *bearbeiten* und beginnen Sie damit, das Wiki Ihren Vorstellungen anzupassen.
 Neue Seiten zu *erstellen* und erzeugen Sie eine *Hierarchie*, die Ihre Informationen am besten organisiert.
 ... um innerhalb Ihrer Seiten zu navigieren. Ohne diese ist es leicht, sich in einem großen Wiki zu verirren.

Mit dem [Getting Started Guide](#) erfahren Sie mehr darüber, wie Sie XWiki verwenden.

Erweitern Sie Ihr Wiki

Um die Leistungsfähigkeit zu erhöhen und den Funktionsumfang Ihres Wikis zu erweitern, verwenden Sie den [Extension Manager](#), um Erweiterungen zu suchen und zu installieren.

Benutzen Sie das [Erweiterungsverzeichnis](#), um durch die mehr als 900 für XWiki verfügbaren Community-Erweiterungen zu blättern.

Erstellen Sie Ihre Anwendung

Gehen Sie über die verfügbaren Erweiterungen hinaus und definieren Sie die *Struktur* Ihrer Daten basierend auf *Ihrem* Bedarf, indem Sie *Ihre* eigenen Anwendungen mit [App Within Minutes \(AWM\)](#) erstellen.

AWM übernimmt für Sie und Ihre Benutzer die einfache Erstellung und Verwaltung der Daten.

Speichern & Ansehen Speichern Abbrechen Zusammenfassung hinzufügen... Kleine Änderungen

Automatisch Speichern alle 5 minutes

Tags: [+]

Erstellt von superadmin am 2024/01/13 07:02
 In de übersetzt von superadmin am 2024/01/13 07:02

Kommentare (0) Anhänge (0) Historie Information

Keine Kommentare zu diesem Dokument

Kommentieren

Tipps

Wechseln Sie mit Strg+G oder Meta+G zu einer beliebigen Seite im Wiki. Siehe [mehr Tastenkombinationen](#).

Meine letzten Änderungen

- Using pickers for XWiki Rendering Macro parameters
- Writing XWiki Rendering Macros in wiki pages
- Creating XWiki Components
- Writing a custom SOLR search for an AppWithinMinutes application
- AppWithinMinutes application CSS Files

Benötigen Sie Hilfe?

- Wenn Sie Hilfe mit XWiki benötigen, wenden Sie sich an:
- Community-Support
 - Professioneller Support

openDesk - Roadmap

First stable version available in February 2024

- Includes every app you saw in the demo :)



During 2024

- Functional improvements to improve BSI C5 compliance
- Improvements for UI / UX coherency

A big opportunity for vendors

- Simplified procurement
- Access to a huge market
- Trust in the software
- Multiplying value through deep integrations
- Focus on own strengths

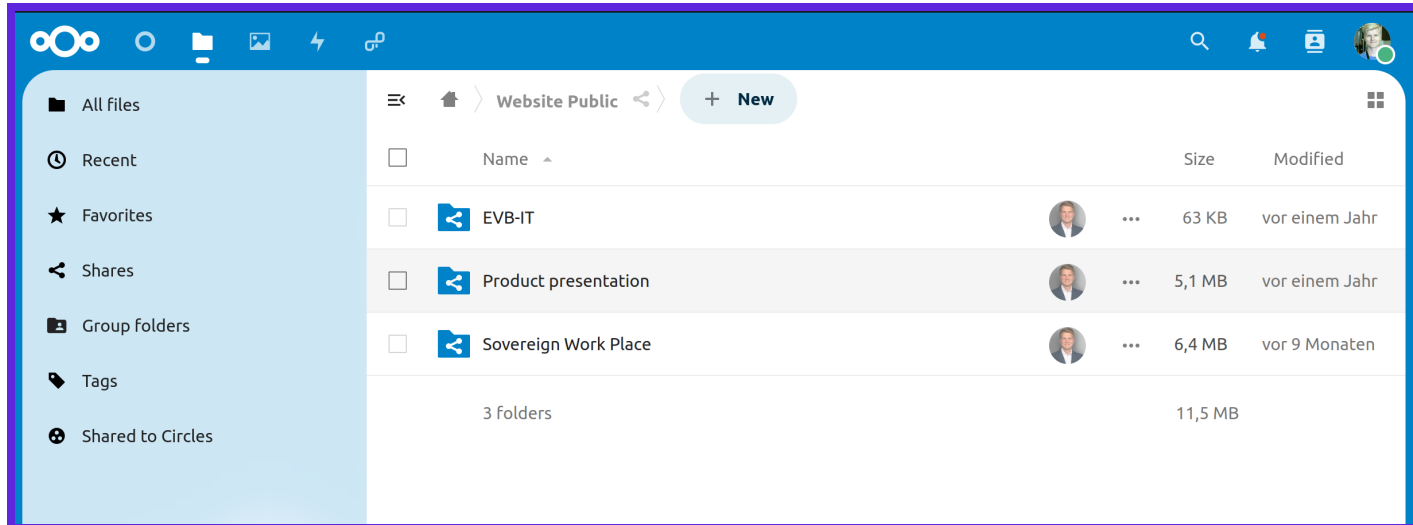
Also challenges

- UI/UX integration: need for each vendor to create an "openDesk" theme
- Features overlap between vendors
- Maintenance of the customization outside of the core
- Wide range of (contradicting) business models
- Offerings
 - In Germany 
 - In the EU !

Example

Deep integration of Nextcloud and OpenProject

Nextcloud is mainly a file storage platform



OpenProject is a collaborative project management system

The screenshot displays the OpenProject interface for a project titled "Organize an Open Source Conference". The interface includes a navigation menu, a search bar, and a user profile icon (JP). The main content area shows a Gantt chart for August 2022, with tasks and milestones visualized as bars and diamonds. The left sidebar lists the project structure, including phases, milestones, and tasks.

TYPE	SUBJECT
PHASE	Organize a conference
MILESTONE	Kick-off meeting orga team
TASK	Find date and location
TASK	Prepare agenda
TASK	Send out conference invitation
PHASE	Conference marketing
TASK	Online advertising
TASK	Set up conference technology
MILESTONE	Open source conference

Calendar view for August 2022:

36							37							38			
1	2	3	4	5	6	7	8	9	10	11	12	13	14	15	16	17	18
SU	MO	TU	WE	TH	FR	SA	SU	MO	TU	WE	TH	FR	SA	SU	MO	TU	W

Real challenges for an organisation

- Problem 1: *"Where are the files for my task?"*
- Problem 2: *"Does everyone in my team have access?"*
- Problem 3: *"I want similar projects to easily follow the same structure"*

Integration wins over feature duplication

- OpenProject has very basic file management, e.g. attachments
- Nextcloud has very basic task management, e.g. Deck
- Integration allows to focus on each others core strengths
- Integration also outside of openDesk of great value
- Deep integration also in sales

In OpenProject: Show relevant files/folders for a work package

The screenshot displays the OpenProject interface for a work package. At the top, the navigation bar includes the project name 'Wielands Testprojekt', the OpenProject logo, a search bar, and user profile icons. Below the navigation bar, the task details are shown: 'TASK Second fermentation dough' with a 'Create' button and a 'Set parent +' option. The task status is 'In progress' and it is identified by ID '#6163: Created by Wieland Lindenthal. Last updated on 03.02.2023 15:33.' A 'Set to new' button is also present.

The task description includes a list of ingredients:

- 500ml tap water
- 500gr Flour 00
- 5gr yeast
- Mixit and leave it in the fridge for one night

A photograph of a pizza is shown below the list. To the right, the 'FILES (2)' tab is active, displaying a list of attachments under the heading 'ATTACHMENTS'. A dashed box indicates the area for dropping files. Below this, the 'MY NEXTCLOUD' integration is shown, listing two files:

- Polish fermentation.md (9 minutes ago, by WL)
- Pizza photos (2 months ago, by NA)

At the bottom of the file list, there are options to 'Upload files' and 'Link existing files'.

In OpenProject: Share access by saving files in the project folder

The image shows a 'Select location' dialog box in a Nextcloud file manager. The breadcrumb path is 'nextcloud.openproject.org > OpenProject > BSI Grundschatz evaluation (1124)'. The file list contains several documents, each with a 'WL' icon and a 'a month ago' timestamp. Three purple callout boxes with arrows point to specific parts of the interface: 'Nextcloud instance' points to the domain 'nextcloud.openproject.org', 'Managed Group Folder' points to the 'OpenProject' folder, and 'Managed Project Folder' points to the 'BSI Grundschatz evaluation (1124)' folder. At the bottom right, there are 'Cancel' and 'Choose location' buttons.

Select location

nextcloud.openproject.org > OpenProject > BSI Grundschatz evaluation (1124)

APP.3.1 Webanwendungen und Webservices.docx a month ago WL

APP.6 Allgemein.docx a month ago WL

CCON.10 Entwurf.docx a month ago WL

CCON.8 Software-Entwicklung.docx a month ago WL

SYS.1.1 Allgemeiner Server.docx a month ago WL

SYS.1.3 Server unter Linux und Unix.docx a month ago WL

SYS.1.6 Containerisierung.docx a month ago WL

Nextcloud instance

Managed Group Folder

Managed Project Folder

Cancel Choose location

In Nextcloud: Link a file/folder to a work package

The screenshot displays the Nextcloud web interface. On the left, a sidebar shows navigation options: All files, Recent, Favorites, Shares, and Tags. The main area shows a folder named 'Pizza recipes' containing a file 'Polish fermen....md' (0 KB, 15 minutes ago). A context menu is open over the file, with the 'Open...' option selected. This menu includes options for Activity, Comments, Open..., Sharing, and Versions. Below the menu, a search bar prompts the user to 'Search for a work package to create a relation'. Under 'Existing relations:', two entries are shown: 'In progress' for '#6163 - Wielands Testprojekt' with the task 'Second fermentation dough' by 'Wieland Lindenthal', and 'Specified' for '#6161 - Wielands Testprojekt' with the task 'Prepare pizza dough' by 'Ivana Šugić'.

Name	Size	Modified
Polish fermen....md	0 KB	15 minutes ago
1 file		0 B

Project templates improve quality and speed

- Provide template task list
- with related template files
- in a template folder structure.

Integrated we are stronger

Clément Aubin - XWiki

xwiki.com · cryptpad.org · [@caubin:matrix.xwiki.com](matrix://caubin@matrix.xwiki.com) · clement.aubin@xwiki.com

Wieland Lindenthal - OpenProject

OpenProject.org · [@w.lindenthal:openproject.org](matrix://w.lindenthal@openproject.org) · wielinde@fosstodon.org